

AIR WALL

Version

Collection

Elements

EAN code

8034122365312



The photograph is purely for information
It may not correspond to the selected version.

FEATURES

Touch control
Optional combined regenerable Carbon.Zeo filter
Diffuse illumination
Dimmable led lighting
Brushless Motor
Dialogue system with auto mode

Available in 120 cm (central suction) and 150 cm (right or left suction)

OPTIONAL ACCESSORIES

KACL.1007#NRSFF

Air Wall module panel 120 cm

KACL.1008#NRSFF

Air Wall module panel 150 cm - right suction

KACL.1009#NRSFF

Air Wall module panel 150 cm - left suction

KACL.1022#HF

Air Wall double shelf spice rack accessory

KACL.1023#HF

Air Wall accessory shelf with ladle holder

KACL.1024#HF

Air Wall book/tablet shelf accessory

KACL.1025#HF

Air Wall accessory shelf with glass rack

KACL.1026

Silence Kit

KACL.930

Kit filters Carbon.Zeo

KACL.951

Underbase Slim filter unit (h60mm)

KACL.955

Base grid (underbase Slim filter unit - h60mm)

105080053

Remote control

TECHNICAL FEATURES

Installation type
Wall
Dimensions
120 cm
Finishing
White tempered glass finishing
Black stainless steel frame
Motor
800 m³/h
Type of control
Touch control
Speed settings
4
Lighting
LED (4000 K)

PACKAGING:WEIGHTS AND VOLUMES

AIR WALL Gross weight

15.2 kg

Net weight

10.6 kg

Volumes

0.22 m³

Packaging size

Length

995 mm

Height

370 mm

Depth

595 mm

GLASS KIT Air Wall module panel 120 cm **Gross weight**

19.5 kg

Packaging size

Length

945 mm

Height

105 mm

Depth

955 mm

CONSUMPTION AND CONNECTION FEATURES

Voltage

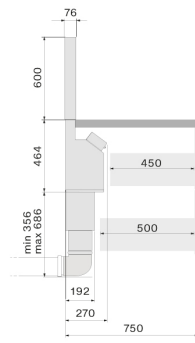
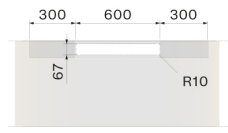
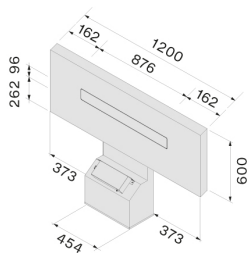
220-240V

Frequency

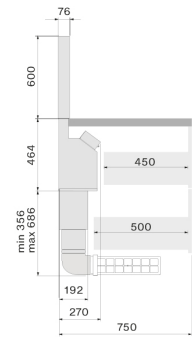
50-60Hz

ENERGY CLASS

A+++



Extraction version



Filtering version

AIR WALL

Version


Collection

Elements

EAN code

8034122365312

ENERGY LABEL



| PF | | |
|------------|------------|-------------------|
| S | Falmec Spa | |
| M | | |
| AEC | 24,3 | kWh/a |
| EEC | A+++ | |
| FDE | 42,2 | |
| FDEC | A | |
| LE | 0,0 | |
| LEC | 0 | |
| GFE | 87,0 | |
| GFEC | B | |
| Qmin | 230,0 | m ³ /h |
| Qmax | 600,0 | m ³ /h |
| Qboost | 740,0 | m ³ /h |
| SPEmin | 44 | dBa |
| SPEmax | 65 | dBa |
| SPEboost | 66 | dBa |
| PO | - | W |
| PS | 0,48 | W |
| PI | | |
| F | 0.5 | |
| EEl | 27,5 | |
| Qbep | 389,0 | m ³ /h |
| Pbep | 519 | Pa |
| Qboost | 740,0 | m ³ /h |
| Wbep | 133,0 | W |
| WL | 0,00 | W |
| Emiddle | 0 | lux |
| Lwa-SPEmax | 65 | dBa |

PF_Product fiche according to 65/2014 S_Supplier name / M_Model identification / AEC_Annual Energy Consumption (AEC hood) / EEC_Energy Efficiency class / FDE_Fluid Dynamic Efficiency (FDE hood) / FDEC_Fluid Dynamic Efficiency class / LE_Lighting Efficiency (LE hood) / LEC_Lighting Efficiency class / GFE_Grease Filtering Efficiency / GFEC_Grease Filtering Efficiency class / Qmin_Air flow (in m³/h) at min speed in normal use / Qmax_Air flow (in m³/h) at max speed in normal use / Qboost_Air flow (in m³/h) at intensive or boost setting (max air-flow) / SPEmin_Airborne acoustical A-weighted sound power emissions at min speed in normal use / SPEmax_Airborne acoustical A-weighted sound power emissions at max speed in normal use / SPEboost_Airborne acoustical A-weighted sound power emissions (in dB) at intensive or boost setting / PO_Power consumption in off mode (Po) / Ps_Power consumption in stand by mode (Ps). **PI_Additional information according to 66/2014** F_Time increase factor / EEl_Energy Efficiency Index / Qbep_Measured air flow rate at best efficiency point / Pbep_Measured air pressure at best efficiency point / Qboost_Maximum air flow / Wbep_Measured electric power input at best efficiency point / WL_Nominal power of the lighting system / Emiddle_Average illumination of the lighting system on the cooking surface / Lwa=SPEmax_Sound pressure level at the highest speed.